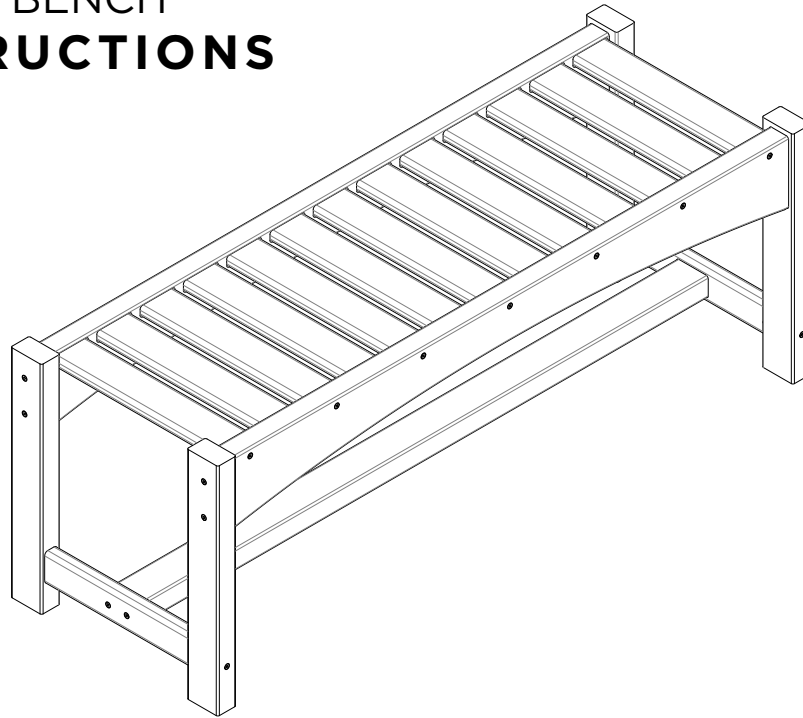


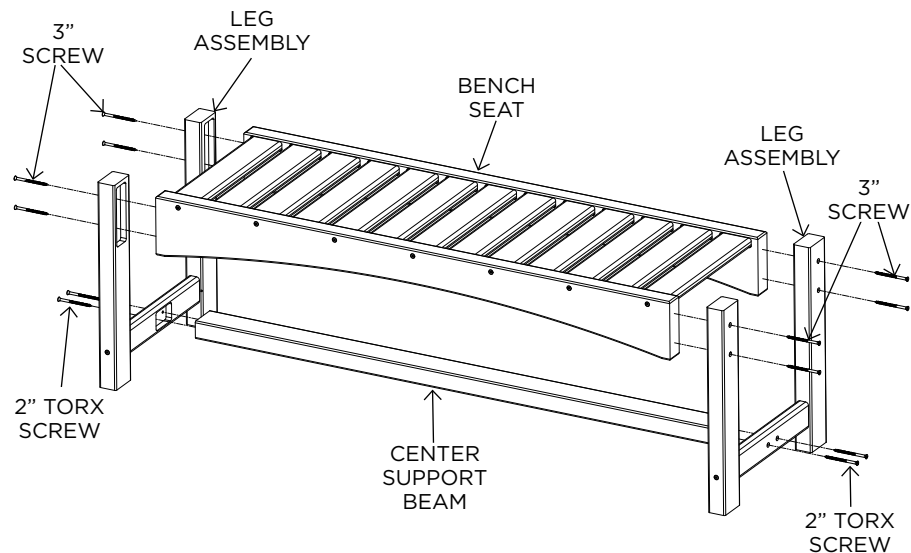
# DINING BENCH

## INSTRUCTIONS

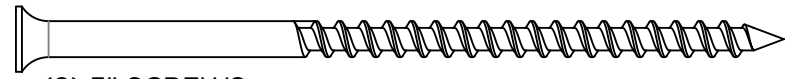


### ASSEMBLY

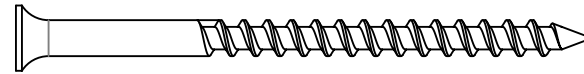
**STEP 1.** Use (8) 3" screws to connect the front and rear legs. Use (4) 2" torx screws to connect the center support beam.



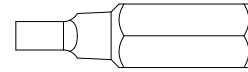
### HARDWARE PACK



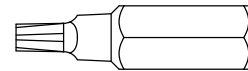
(8) 3" SCREWS



(4) 2" TORX SCREWS



(1) SQUARE HEAD BIT



(1) TORX HEAD BIT

### CHAIR PARTS

- BENCH SEAT
- LEG ASSEMBLIES
- CENTER SUPPORT BEAM

### SUGGESTED TOOLS

- RUBBER Mallet
- DRILL

**Congratulations on purchasing this Durawood Backless Bench. QUESTIONS REGARDING THIS PRODUCT? Call our customer service team, 252-758-0641.**

**RESIDENTIAL WARRANTY** - This quality product includes a LIMITED LIFETIME WARRANTY for RESIDENTIAL CUSTOMERS. In the unlikely event any splintering, rotting, cracking, peeling, or chipping should ever occur, The Hammock Source will supply replacement parts or replace the furniture, at no charge to you. This does not include negligence, improper use, animal damage or damage caused by natural disasters. When using around fire, keep furniture at a minimum distance of 30 inches from the heat source. Prevent prolonged exposure to chlorinated water. Note that an original sales receipt must accompany any returned product, along with a Return Authorization Number from Hammock Source customer service; call at 252-758-0641.

**CONTRACTOR WARRANTY** - CONTRACTORS receive a LIMITED 7-YEAR WARRANTY. Follow the same steps outlined above.

**MAINTENANCE** - Thoroughly inspect product before each use.

