
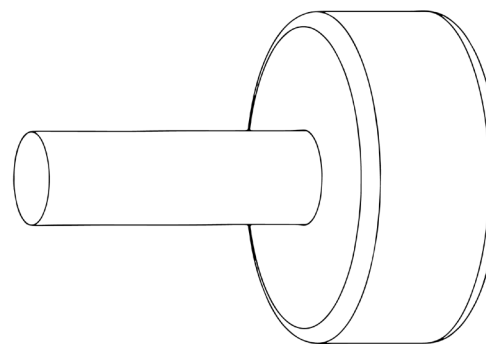


DURAWOOD ADIRONDACK FOLDING CHAIR INSTRUCTIONS



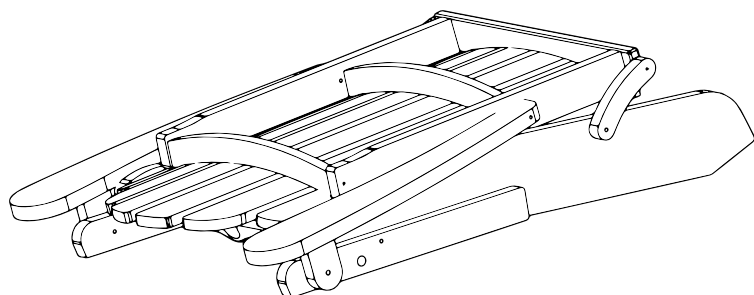
HARDWARE PACK



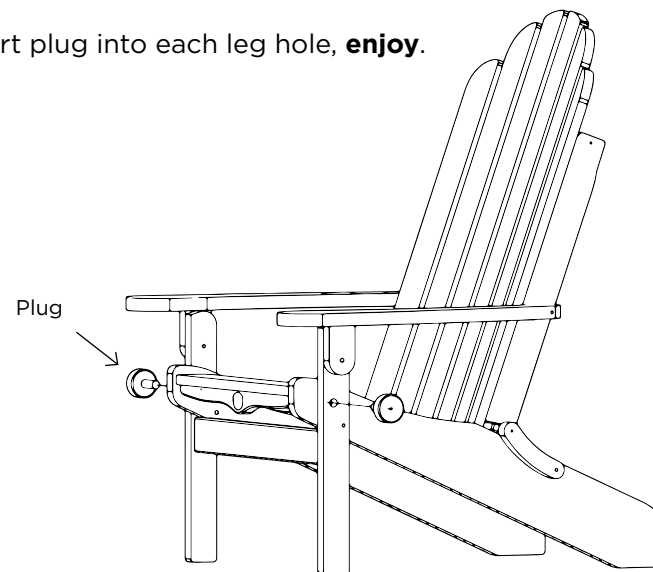
- PLUG (2)

ASSEMBLY

STEP 1. Unfold chair.



STEP 2. Insert plug into each leg hole, **enjoy**.



Congratulations on purchasing this Durawood Folding Chair. QUESTIONS REGARDING THIS PRODUCT? Call our customer service team, 252-295-0405.

RESIDENTIAL WARRANTY - This quality product includes a FULL LIFETIME WARRANTY for RESIDENTIAL CUSTOMERS. In the unlikely event any splintering, rotting, cracking, peeling, chipping, insect infestation or other damage should ever occur, The Hammock Source will replace this furniture, at no charge to you. Note that an original sales receipt must accompany any returned product, along with a Return Authorization Number from Hammock Source customer service; call toll-free at 252-295-0405.

CONTRACTOR WARRANTY - CONTRACTORS receive a FULL 7-YEAR WARRANTY. Follow the same steps outlined above.

MAINTENANCE - Thoroughly inspect product before each use. Periodically check bolts after assembly and re-tighten when necessary.