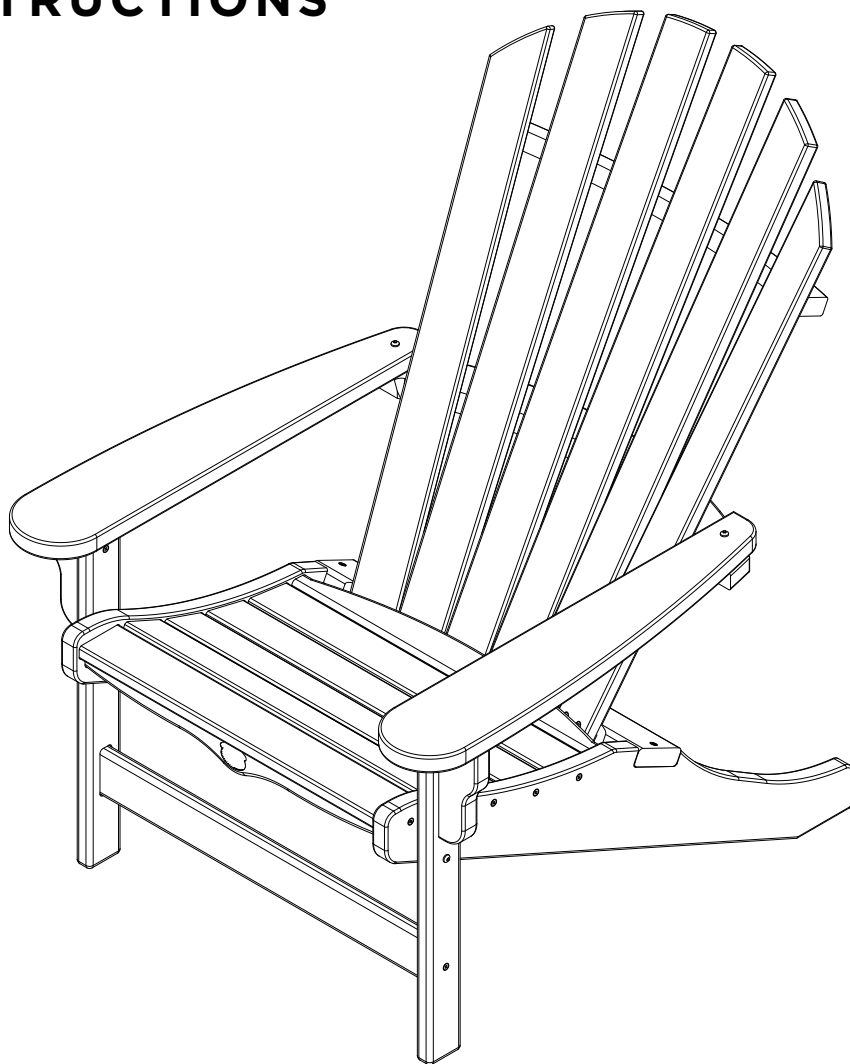



# CRESCENT ADIRONDACK CHAIR

## INSTRUCTIONS




**Tip:** When using a barrel bolt with a barrel nut, place the bolt into the barrel nut and gently turn it counter clockwise until you feel a slight click. Then proceed to turn the bolt clockwise to tighten the barrel nut onto the barrel bolt.

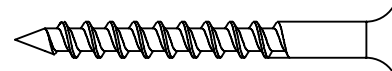
### HARDWARE PACK



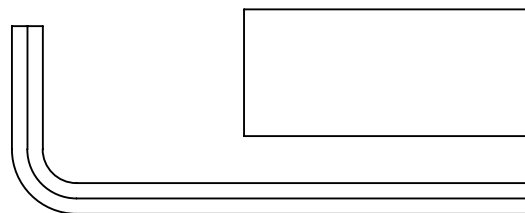
(4) 1.5" BARREL BOLTS




(4) BARREL NUTS



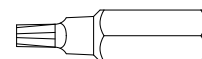
(4) 2" TORX SCREWS



(2) 1" PEGS



(1) ALLEN WRENCH



(1) TORX HEAD BIT

### CHAIR PARTS

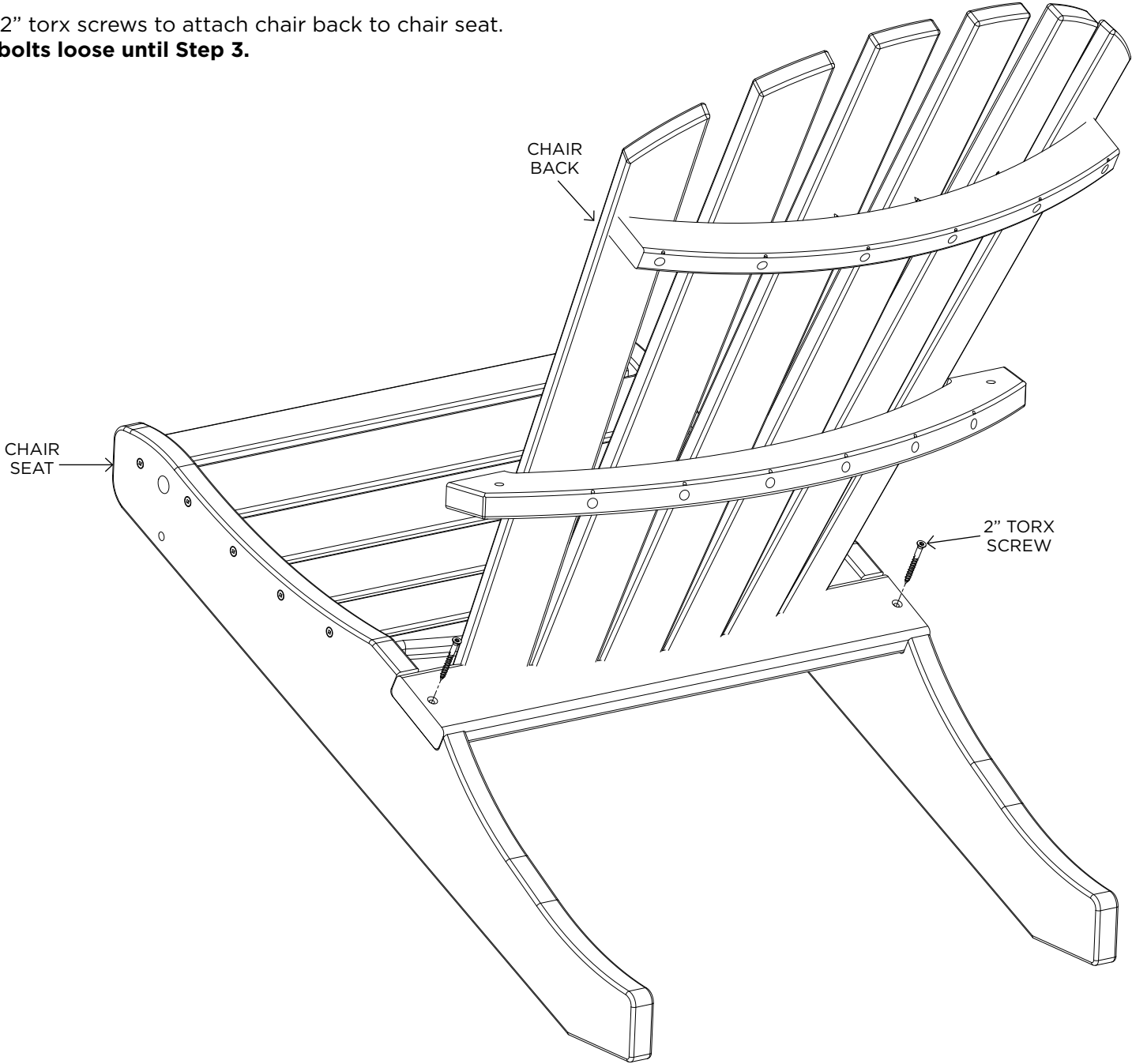
- CHAIR BACK
- CHAIR SEAT
- LEFT CHAIR ARM
- RIGHT CHAIR ARM
- SPREADER BAR

### SUGGESTED TOOLS

- RUBBER Mallet
- PHILLIPS HEAD SCREWDRIVER
- DRILL

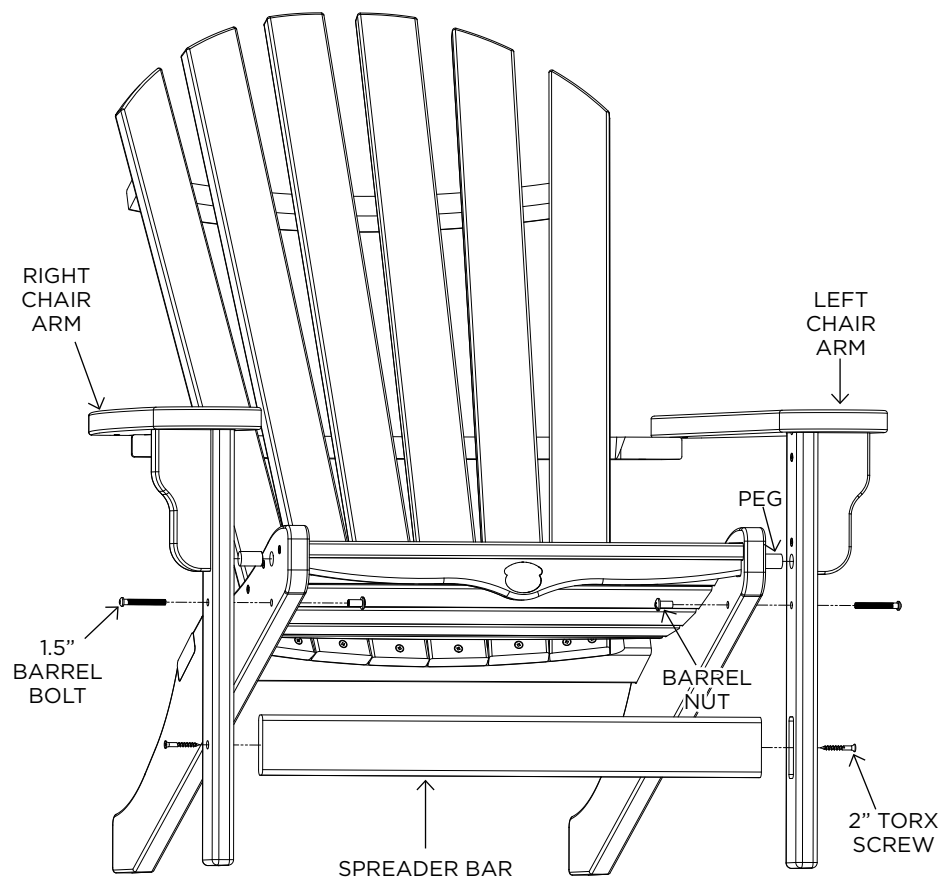
ASSEMBLY

**STEP 1.** Use (2) 2" torx screws to attach chair back to chair seat.  
**Keep all barrel bolts loose until Step 3.**

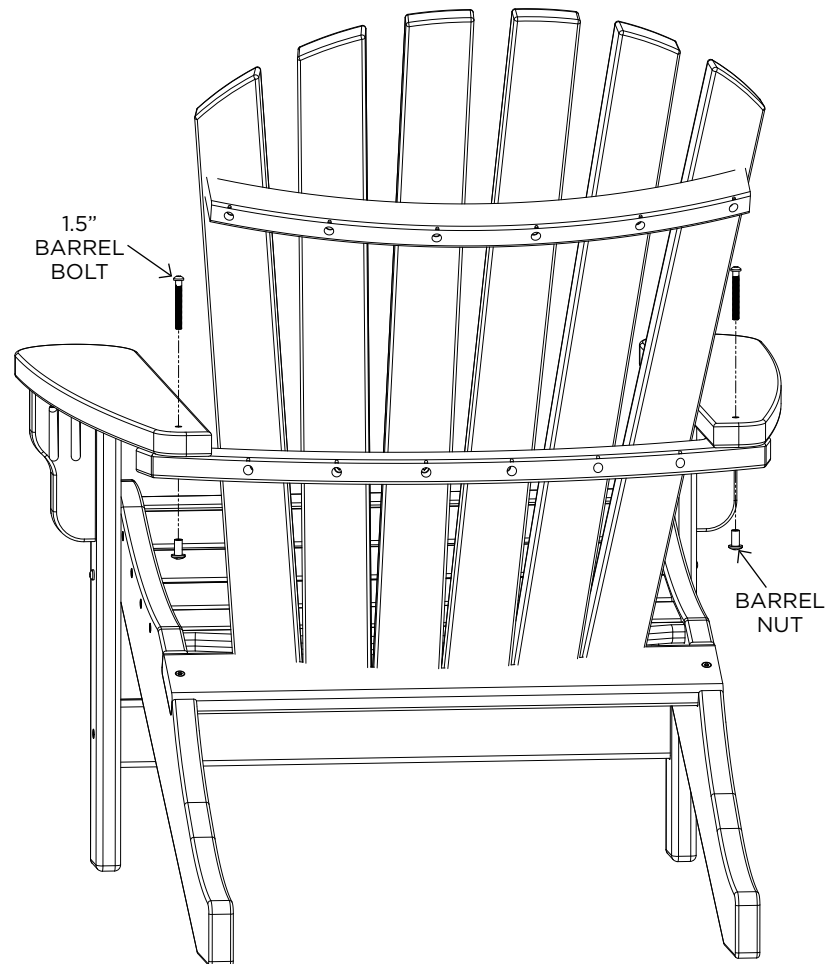


## ASSEMBLY

**STEP 2.** Use (2) 1.5" barrel bolts, (2) barrel nuts, (2) pegs and (2) 2" torx screws to attach right & left chair arm to chair seat and spreader bar. **Keep all barrel bolts loose until Step 3.**



**STEP 3.** Use (2) 1.5" barrel bolts and (2) barrel nuts to attach right & left chair arm to chair back. **Tighten all bolts.**



**Congratulations on purchasing this Crescent Durawood Essentials Adirondack Chair. QUESTIONS REGARDING THIS PRODUCT? Call our customer service team, 252-758-0641.**

**RESIDENTIAL WARRANTY** - This quality product includes a LIMITED LIFETIME WARRANTY for RESIDENTIAL CUSTOMERS. In the unlikely event any splintering, rotting, cracking, peeling, or chipping should ever occur, The Hammock Source will supply replacement parts or replace the furniture, at no charge to you. This does not include negligence, improper use, animal damage or damage caused by natural disasters. When using around fire, keep furniture at a minimum distance of 30 inches from the heat source. Prevent prolonged exposure to chlorinated water. Note that an original sales receipt must accompany any returned product, along with a Return Authorization Number from Hammock Source customer service; call at 252-758-0641.

**CONTRACTOR WARRANTY** - CONTRACTORS receive a LIMITED 7-YEAR WARRANTY. Follow the same steps outlined above.

**MAINTENANCE** - Thoroughly inspect product before each use. Periodically check bolts after assembly and re-tighten when necessary.

