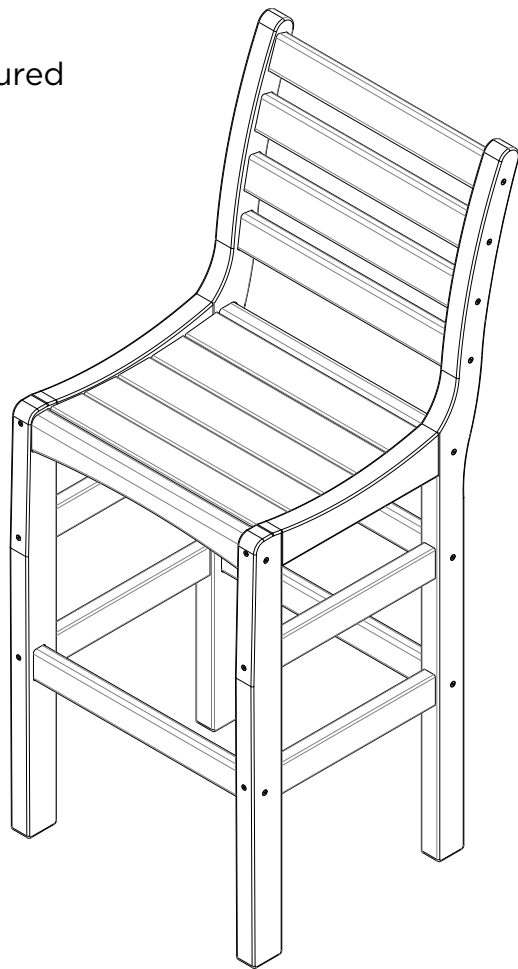


HORIZONTAL COUNTER/BAR HEIGHT CHAIR & HORIZONTAL COUNTER/BAR HEIGHT CHAIR W/ARMS

INSTRUCTIONS

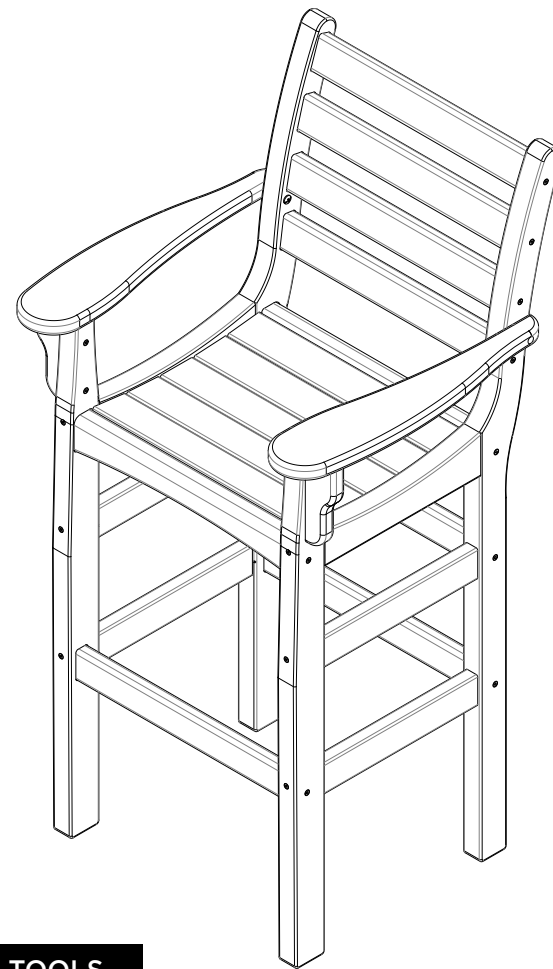
Note: Bar Height chair pictured



CHAIR PARTS

- LEFT LEG ASSEMBLY
- RIGHT LEG ASSEMBLY
- SEAT ASSEMBLY
- (3) SPREADERS
- (4) BACK SLATS

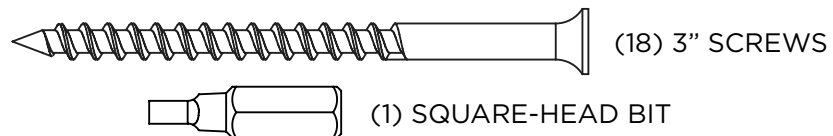
NOTE: The pockets are snug, use the rubber mallet to tap in when necessary.



SUGGESTED TOOLS

- RUBBER Mallet
- PHILLIPS HEAD SCREWDRIVER
- DRILL

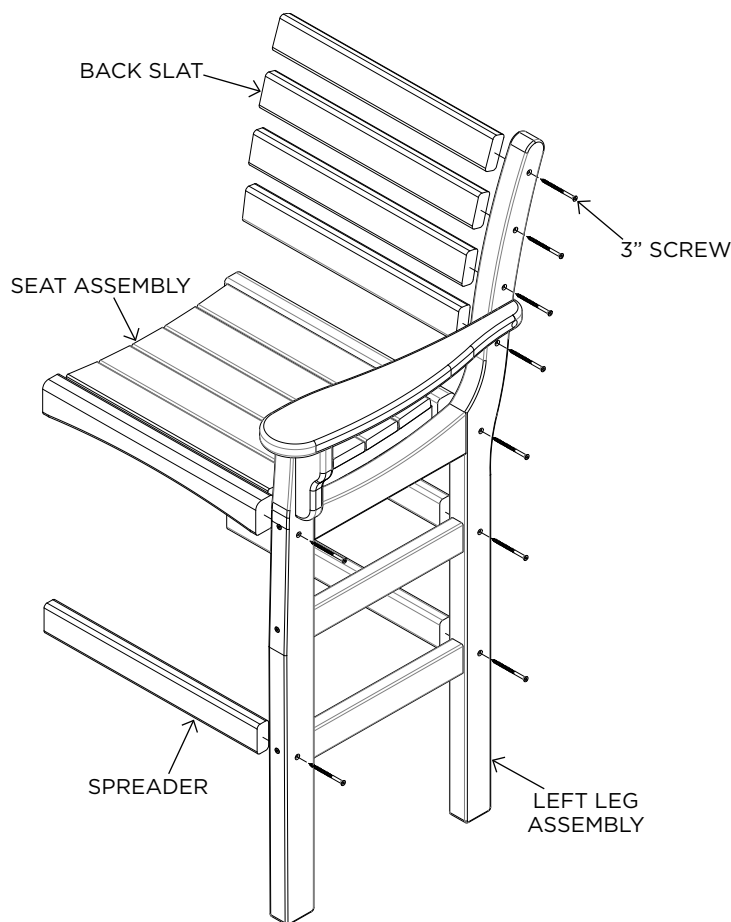
HARDWARE PACK



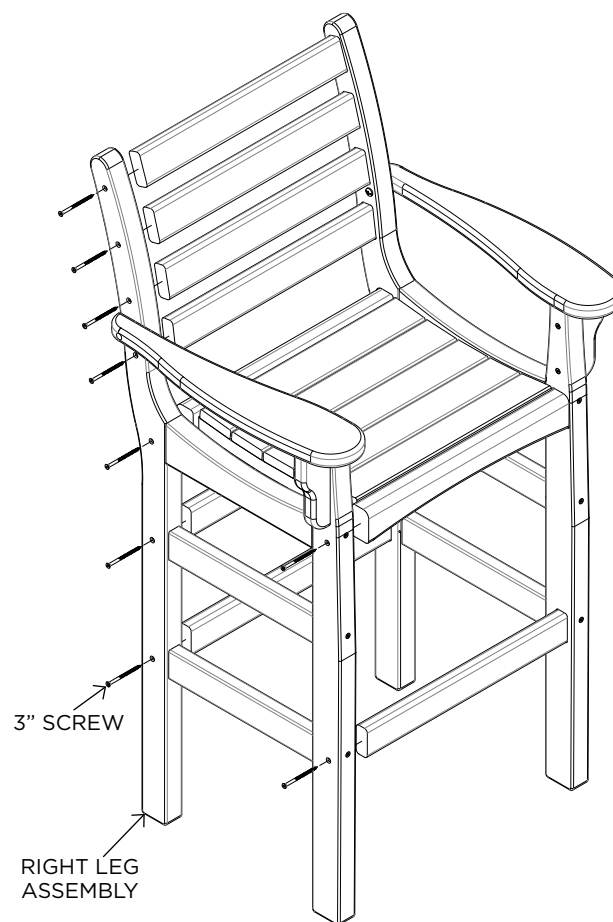
ASSEMBLY

STEP 1. Use (9) 3" screws to attach the Seat Assembly, (3) spreaders, and the (4) Back Slats to the Left Leg Assembly.

NOTE: Lay leg assembly on the ground, use the rubber mallet to lightly tap parts in, repeat for step 2.



STEP 2. Use (9) 3" screws to attach the Right Leg Assembly to the Seat Assembly, Lower Frame, and (4) Back Slats.



Congratulations on purchasing this Durawood Horizontal Counter/Bar Height Chair or Horizontal Counter/Bar Height Chair w/Arms. QUESTIONS REGARDING THIS PRODUCT? Call our customer service team, 252-758-0641.

RESIDENTIAL WARRANTY - This quality product includes a LIMITED LIFETIME WARRANTY for RESIDENTIAL CUSTOMERS. In the unlikely event any splintering, rotting, cracking, peeling, or chipping should ever occur, The Hammock Source will supply replacement parts or replace the furniture, at no charge to you. This does not include negligence, improper use, animal damage or damage caused by natural disasters. When using around fire, keep furniture at a minimum distance of 30 inches from the heat source. Prevent prolonged exposure to chlorinated water. Note that an original sales receipt must accompany any returned product, along with a Return Authorization Number from Hammock Source customer service; call at 252-758-0641.

CONTRACTOR WARRANTY - CONTRACTORS receive a LIMITED 7-YEAR WARRANTY. Follow the same steps outlined above.

MAINTENANCE - Thoroughly inspect product before each use. Periodically check bolts after assembly and re-tighten when necessary.

