




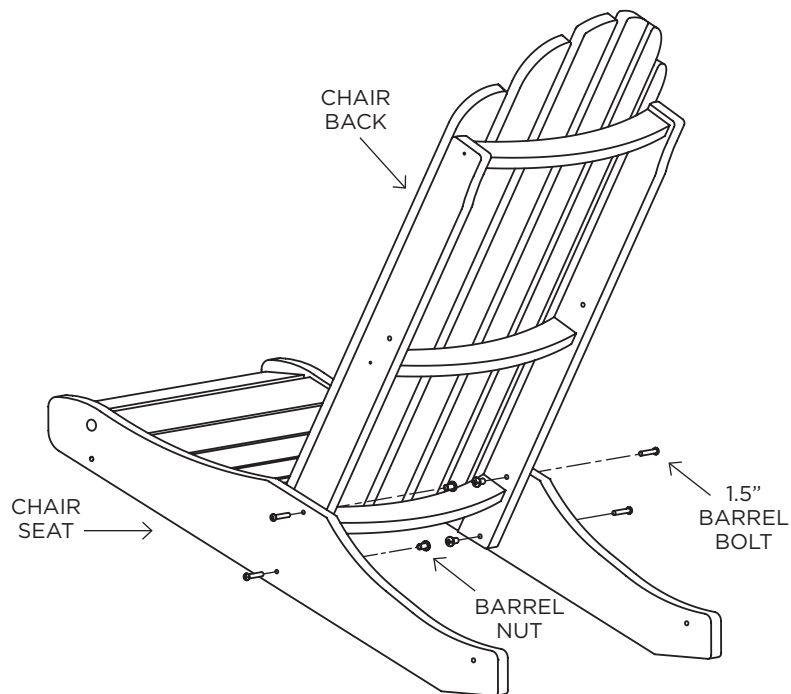
ADIRONDACK ROCKER INSTRUCTIONS

Sunrise chair back different than shown.




ASSEMBLY

STEP 1. Use (4) 1.5" barrel bolts to attach chair back to chair seat. **Keep all barrel bolts loose until Step 4.**




HARDWARE PACK

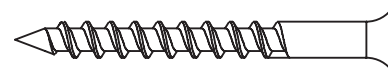
Hardware Pack Weight: 8 oz.



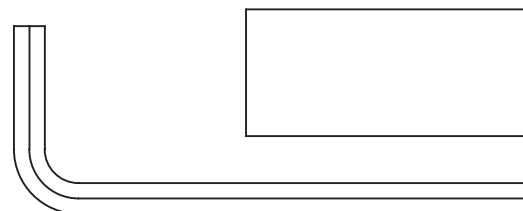
(12) 1.5" BARREL BOLTS



(12) BARREL NUTS



(2) 2" SCREWS



(2) PEGS

(1) ALLEN WRENCH



(1) SQUARE-HEAD BIT

CHAIR PARTS

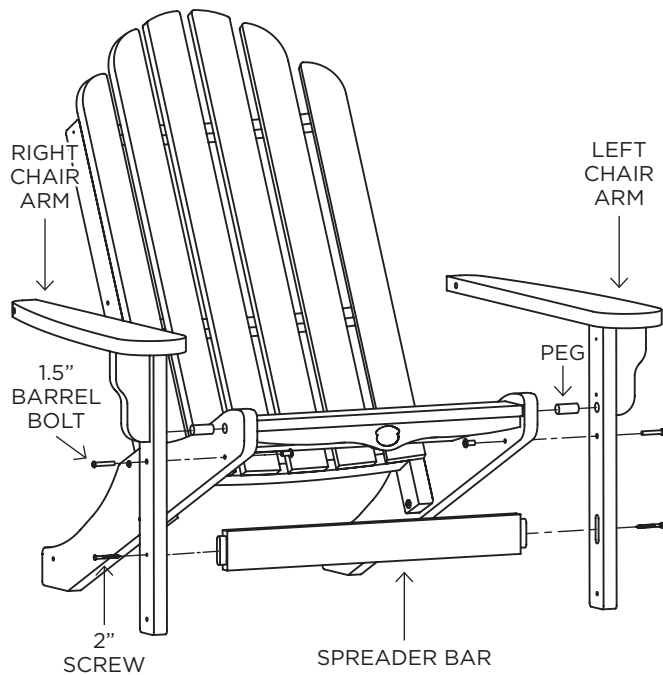
- CHAIR BACK
- CHAIR SEAT
- LEFT CHAIR ARM
- RIGHT CHAIR ARM
- SPREADER BAR
- LEFT RUNNER
- RIGHT RUNNER

SUGGESTED TOOLS

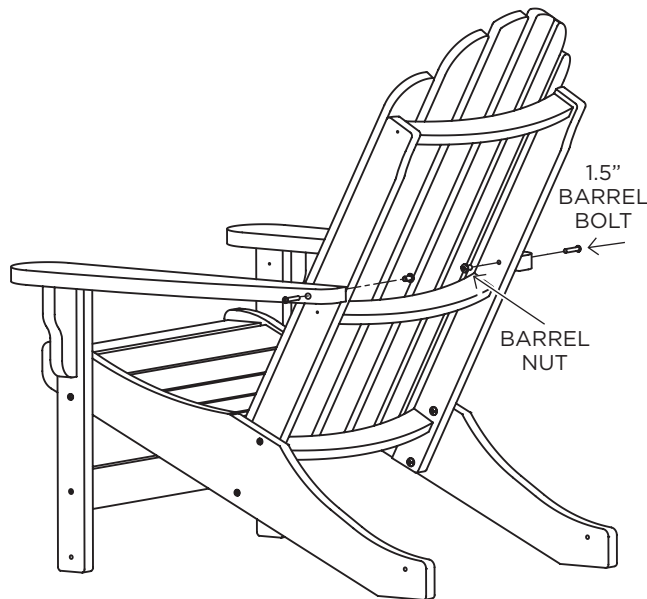
- RUBBER MALLET
- PHILLIPS HEAD SCREWDRIVER
- DRILL

ASSEMBLY

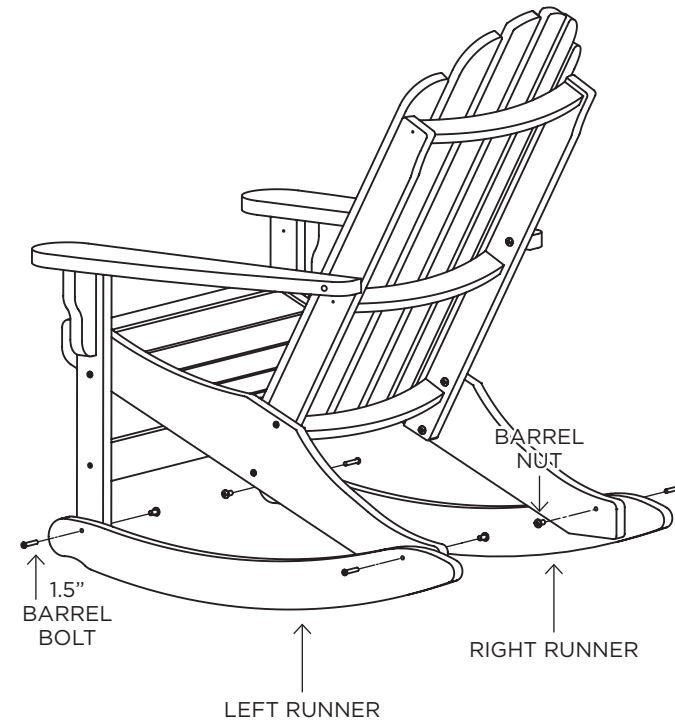
STEP 2. Use (2) 1.5" barrel bolts, (2) barrel nuts, (2) pegs and (2) 2" screws to attach right & left chair arm to chair seat and spreader bar.



STEP 3. Use (2) 1.5" barrel bolts and (2) barrel nuts to attach right & left chair arm to chair back.



STEP 4. Use (4) 1.5" barrel bolts and (4) barrel nuts to attach left and right runners to chair seat and chair arms. Tighten all bolts.



Congratulations on purchasing this Durawood Sunrise/Essentials Adirondack Rocker. QUESTIONS REGARDING THIS PRODUCT? Call our customer service team, 800.643.3522.

RESIDENTIAL WARRANTY - This quality product includes a FULL LIFETIME WARRANTY for RESIDENTIAL CUSTOMERS. In the unlikely event any splintering, rotting, cracking, peeling, chipping, insect infestation or other damage should ever occur, The Hammock Source will replace this furniture, at no charge to you. Note that an original sales receipt must accompany any returned product, along with a Return Authorization Number from Hammock Source customer service; call toll-free at 800.643.3522.

CONTRACTOR WARRANTY - CONTRACTORS receive a FULL 7-YEAR WARRANTY. Follow the same steps outlined above.